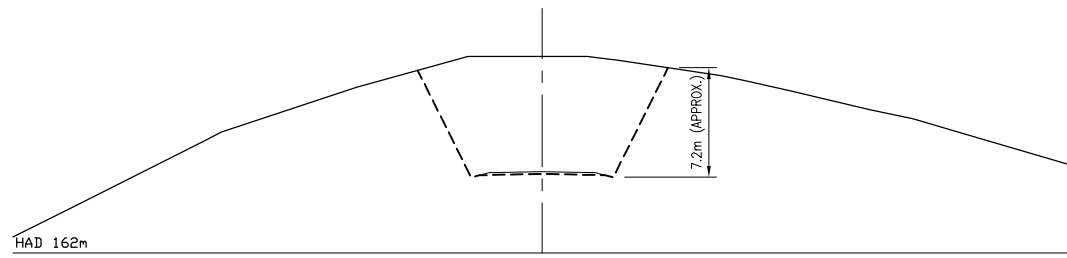
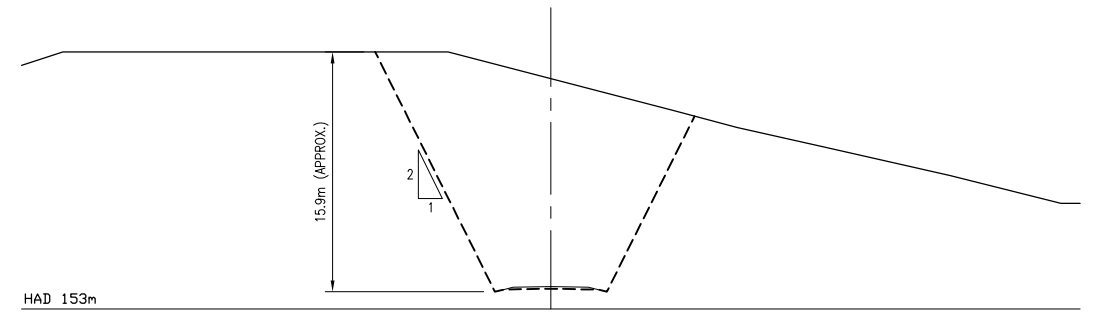


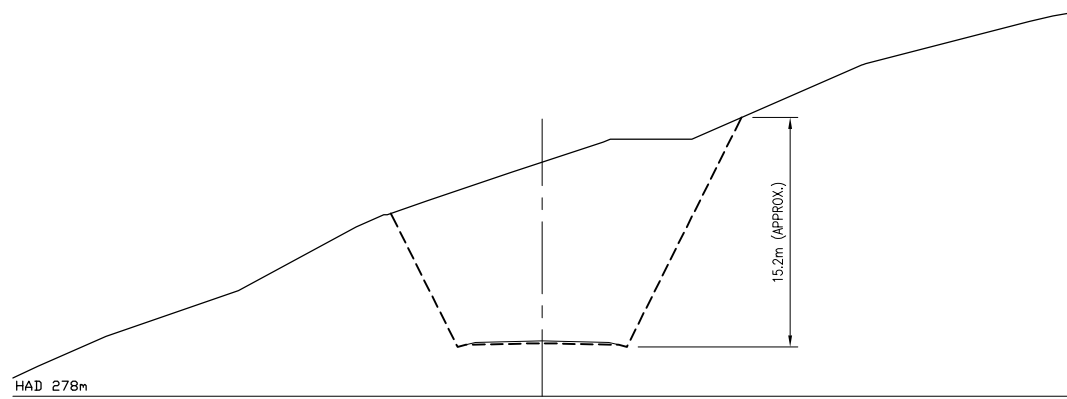
300 mm  
200  
100  
50  
10 mm  
0



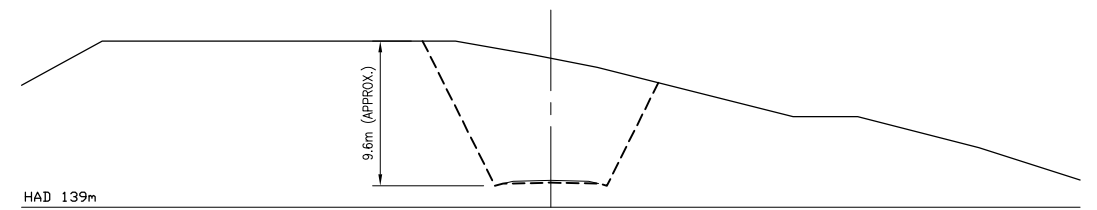
SECTION 15  
SCALE 1:250



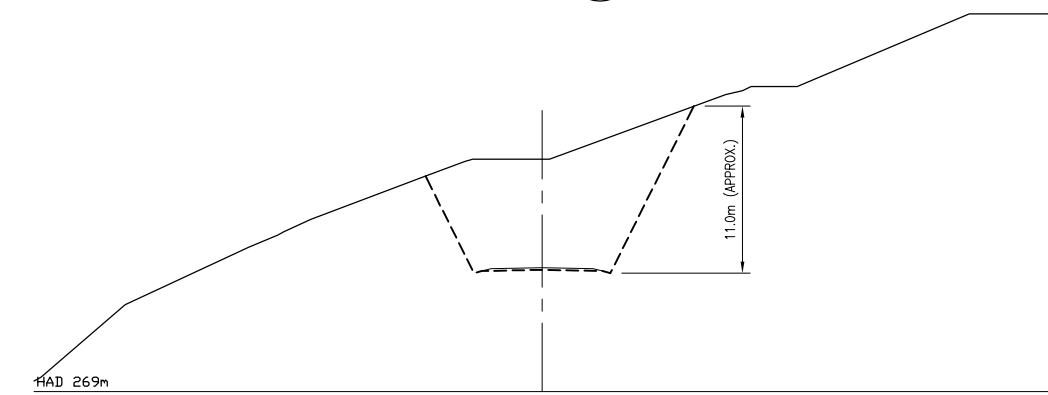
SECTION 18  
SCALE 1:250



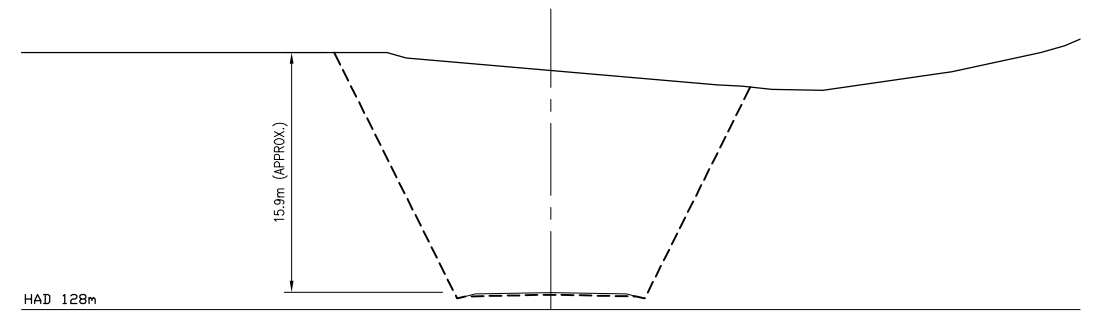
SECTION 14  
SCALE 1:250



SECTION 17  
SCALE 1:250



SECTION 13  
SCALE 1:250



SECTION 16  
SCALE 1:250

	BY	CHECKED	DATE
DESIGN	KBW	LMW	11/07
DRAWN	<i>W. Caton</i>	LMW	11/07
APPROVED	A.J. COULMAN		07/03/08
R1 CONSTRUCTION EFFECTS REPORT FIGURE			07/03/08
R0 FEASIBILITY STUDY REPORT FIGURE			09/10/07
AMENDMENT	APP'D	DATE	

This drawing and its contents are the property of Opus International Consultants Limited. Any unauthorised employment or reproduction, in full or in part, is forbidden.



Wellington Office

PO Box 12-003  
Wellington, New Zealand

Tel: +64 4 471 7000  
Fax: +64 4 471 1291

TITLE			
MERIDIAN ENERGY LIMITED MILL CREEK WIND FARM			
OVERALL SITE DEVELOPMENT INDICATIVE SECTIONS - SHEET 3			
STATUS	CONCEPT PLAN	FILE	5C1236.00
SCALE	1:50 (A1) 1:100 (A3)	PLOT DATE	06/03/08 @ 09:41
FEATURE IDENTIFIER	5/1730/1	CODE	5504
SHEET	56	REVISION	R1

